

TouringCar

Doc. No. 26

Result of Heat 3 (and Grid for Heat 4)

Modified




Pos.	No.	Driver Competitor/Entrant	Nat. Car	Laps	Total Tm Notice	Diff	JL	Lap1 Lap5	Lap2 Lap6	Lap3 Lap7	Lap4 Lap8	Pts.
1	11	Derek TOHILL Derek Tohill	IRL Ford Fiesta	4	3:20.041	-	1	0:52.244	0:48.728	0:48.005	0:51.064	1
2	6	Daniel LUNDH Daniel Lundh	SWE Volvo C30	4	3:23.021	0:02.980	1	0:52.890	0:51.691	0:48.017	0:50.423	2
3	10	Lars ROSEND AHL RMM Byggplat	SWE Ford Fiesta	4	3:23.113	0:03.072	1	0:53.125	0:52.297	0:48.831	0:48.860	3
4	2	David NORDGAARD David Nordgaard	NOR Ford Focus RS	4	3:23.959	0:03.918	1	0:54.097	0:52.123	0:48.798	0:48.941	4
5	42	Roger ENLUND Roger Enlund	SWE Ford Fiesta	4	3:24.078	0:04.037	1	0:54.195	0:48.633	0:49.045	0:52.205	5
6	73	Torleif LONA Torleif Lona	NOR Ford Fiesta	4	3:25.525	0:05.484	1	0:55.092	0:49.508	0:52.118	0:48.807	6
7	52	Jan GABRIELSEN Jan Gabrielsen	NOR Mazda RX-8	4	3:25.564	0:05.523	1	0:53.208	0:49.005	0:50.430	0:52.921	7
8	56	Ernst H. Holten LEIFSEN Ernst H. Holten Leifsen	NOR Citroën DS3	4	3:25.792	0:05.751	1	0:58.686	0:49.194	0:48.884	0:49.028	8
9	5	Koen PAUWELS Koen Pauwels	BEL Ford Fiesta	4	3:26.632	0:06.591	1	0:56.016	0:49.112	0:52.780	0:48.724	9
10	62	Jari JÄRVENPÄÄ Jari Järvenpää	FIN BMW RX120i	4	3:27.250	0:07.209	1	0:56.141	0:48.644	0:52.634	0:49.831	10
11	3	Anders BRATEN Anders Braten	NOR Ford Fiesta	4	3:29.387	0:09.346	1	0:57.938	0:51.810	0:49.829	0:49.810	11
12	60	Jakob TEIL HANSEN Jakob Teil Hansen	DNK Ford Fiesta	4	3:30.420	0:10.379	1	0:55.518	0:54.102	0:50.810	0:49.990	12
13	64	Tom Daniel TÅNEVIK Tom Daniel Tånevik	NOR Mazda RX-8	4	3:31.207	0:11.166	1	0:54.014	0:49.850	0:49.318	0:58.025	13
14	67	Kevin TAYLOR Kevin Taylor	NOR Opel Astra	4	3:31.725	0:11.684	1	0:59.669	0:50.984	0:50.348	0:50.724	14
15	66	Thorbjørn ULLA Thorbjørn Ulla	NOR Citroën C4	4	3:31.814	0:11.773	1	0:59.083	0:51.074	0:51.006	0:50.651	15
16	63	Age R. HANSEN Age R. Hansen	NOR Ford Fiesta	4	3:39.083	0:19.042	1	0:57.468	0:53.058	0:52.544	0:56.013	16
17	65	Ben-Philip GUNDERSEN Ben-Philip Gundersen	NOR Ford Fiesta	4	3:43.435	0:23.394	1	1:10.304	0:53.786	0:48.595	0:50.750	17
DNF	51	Ole HABJORG Ole Habjorg	NOR Opel Corsa	2	-	+2 LAP	1	0:57.809	0:49.128	-	-	23
DNF	53	Cato ERGA Cato Erga	NOR Volvo C30	1	-	+3 LAP	0	1:06.100	-	-	-	23
DNS	55	Lars Oivind ENERBERG Lars Oivind Enerberg	NOR Ford Fiesta	0	-	-	0	-	-	-	-	24
EXC	7	Roman CASTORAL Czech National Team	CZE Opel Astra	4	-	-	1	0:56.469	0:48.679	0:48.518	0:51.574	25
EXC	4	Robin LARSSON Robin Larsson	SWE Skoda Fabia	4	-	-	1	0:55.545	0:47.842	0:47.883	1:01.073	25

Total: 22 Drivers included: DNS: 1 , DNF: 2, EXC: 2

#7 black flag, Steward decision Nr.3 : #4 excluded

These results are provisional until the conclusion of any judicial and technical inquiries.

Höljesbanan(1210 m)

Published at...	Clerk of the Course Morgan ÖSTLUND 	Timekeeper Péter MAJOSHÁZI 	
-----------------	---	---	---

Printed: 7/7/2013 10:52:48 AM

Page 1 of 1