

TouringCar

Doc. No. 24




Result after Heat 3

Pos. No.	Driver Competitor/Entrant	Nat. Car	Heat 1	Heat 2	Heat 3	Heat 4	Heat Sum	Int. Pt.	SF1	SF2	Final	Ch. Pt.	Ch Sum
1 11	Derek TOHILL Derek Tohill	IRL Ford Fiesta	6 3:07.289	2 3:01.806	1 2:59.150		9						
2 55	Lars Oivind ENERBERG Lars Oivind Enerberg	NOR Ford Fiesta	1 3:01.603	1 2:58.052	8 3:05.297		10						
3 5	Koen PAUWELS Koen Pauwels	BEL Ford Fiesta	3 3:06.258	8 3:06.177	2 2:59.996		13						
4 51	Ole HABJORG Ole Habjorg	NOR Opel Corsa	4 3:06.743	3 3:02.613	7 3:05.095		14						
5 54	Christian SANDMO Christian Sandmo	NOR Citroën Xsara	5 3:07.187	6 3:04.973	4 3:03.552		15						
6 6	Daniel LUNDH Daniel Lundh	SWE Volvo C30	7 3:08.703	4 3:03.180	6 3:04.226		17						
7 7	Roman CASTORAL Czech National Team	CZE Opel Astra	10 3:10.150	5 3:04.171	3 3:03.089		18						
8 2	David NORDGAARD David Nordgaard	NOR Ford Focus RS	9 3:10.116	10 3:08.887	5 3:03.585		24						
9 4	Robin LARSSON Robin Larsson	SWE Skoda Fabia	2 3:02.987	12 3:25.878	14 DNF		28						
10 3	Anders BRATEN Anders Braten	NOR Ford Fiesta	11 3:32.155	9 3:06.927	9 3:07.046		29						
11 52	Jan GABRIELSEN Jan Gabrielsen	NOR Mazda RX-8	8 3:09.078	7 3:05.029	14 DNF		29						
12 53	Cato ERGA Cato Erga	NOR Volvo C30	14 DNF	11 3:16.800	10 3:08.221		35						
13 42	Roger ENLUND Roger Enlund	SWE Ford Fiesta	14 DNF	15 DNS	15 DNS		44						

13 drivers

These results are provisional until the conclusion of any judicial and technical inquiries.

Lånke (1019m)

Published at...	Clerk of the Course Geir TYSKEBERGET 	Timekeeper Péter MAJOSHÁZI 	
-----------------	---	---	---

Printed: 6/16/2013 10:21:14 AM

Page 1 of 1