

Supercar

Doc. No. 28




Result of Heat 3 (and Grid for Heat 4)

Pos.	No.	Driver Competitor/Entrant	Nat. Car	Laps	Total Tm Notice	Diff	JL	Lap1 Lap5	Lap2 Lap6	Lap3 Lap7	Lap4 Lap8	Pts.
1	60	Tommy RUSTAD Tommy Rustad	NOR Volvo C30	4	2:45.492	-	1	0:46.640	0:39.695	0:39.512	0:39.645	1
2	21	Timmy HANSEN Citroën Hansen Motorsport	SWE Citroën DS3	4	2:45.668	0:00.176	1	0:47.488	0:39.344	0:39.651	0:39.185	2
3	66	Andreas BAKKERUD Bakkerud Motorsport	NOR Citroën DS3	4	2:46.323	0:00.831	1	0:46.388	0:40.280	0:39.466	0:40.189	3
4	15	Tord LINNERUD Tord Linnerud	NOR Renault Clio	4	2:46.946	0:01.454	1	0:42.844	0:39.835	0:39.728	0:44.539	4
5	25	Alexander HVAAL Citroën Hansen Motorsport	NOR Citroën DS3	4	2:47.047	0:01.555	1	0:47.712	0:39.911	0:39.707	0:39.717	5
6	92	Anton MARKLUND Anton Marklund	SWE VW Polo T16	4	2:47.075	0:01.583	1	0:42.983	0:44.014	0:39.844	0:40.234	6
7	3	Daniel HOLTEN Daniel Holten	NOR Volvo C30	4	2:47.077	0:01.585	1	0:43.447	0:40.010	0:40.002	0:43.618	7
8	6	Davy JEANNEY Davy Jeanney	FRA Citroën C4	4	2:47.943	0:02.451	1	0:47.358	0:40.000	0:40.266	0:40.319	8
9	88	Henning SOLBERG Henning Solberg Motorsport	NOR Saab 93	4	2:48.437	0:02.945	1	0:43.695	0:40.304	0:40.137	0:44.301	9
10	1	Timur TIMERZYANOV Namus Hansen Motosport	RUS Citroën DS3	4	2:48.676	0:03.184	1	0:44.679	0:40.167	0:40.307	0:43.523	10
11	8	Peter HEDSTRÖM Peter Hedström	SWE Skoda Fabia Mk2	4	2:49.285	0:03.793	1	0:48.241	0:40.498	0:40.261	0:40.285	11
12	7	Knut Ove BØRSETH Knut Ove Børseth	NOR Ford Focus Mk2	4	2:49.460	0:03.968	1	0:47.772	0:41.001	0:40.404	0:40.283	12
13	26	Andy SCOTT Albatec Racing Ltd	GBR Peugeot 208	4	2:49.885	0:04.393	1	0:47.858	0:40.453	0:40.373	0:41.201	13
14	10	Jussi-Petteri LEPPihalme Pekka Leppihalme	FIN Ford Focus Mk2	4	2:50.045	0:04.553	1	0:44.649	0:44.577	0:39.897	0:40.922	14
15	14	Morten BERMINGRUD Morten Bermingrud	NOR Citroën C4	4	2:50.965	0:05.473	1	0:45.015	0:40.366	0:40.647	0:44.937	15
16	59	Tore KRISTOFFERSEN Tore Kristoffersen	NOR Ford Fiesta	4	2:51.870	0:06.378	1	0:44.258	0:41.263	0:40.993	0:45.356	16
17	5	Stig-Olov WALFRIDSON Helmia Motorsport	SWE Renault Clio III	4	2:53.100	0:07.608	1	0:43.966	0:44.563	0:44.538	0:40.033	17
18	33	Liam DORAN Liam Doran	GBR Citroën DS3	4	2:54.241	0:08.749	1	0:44.084	0:42.422	0:46.040	0:41.695	18
19	54	Jos JANSEN Jos Jansen	BEL Ford Focus Mk3	4	2:54.461	0:08.969	1	0:49.657	0:41.185	0:41.824	0:41.795	19
20	55	Stein Egil JENSSEN Stein Egil Jenssen	NOR Ford Focus	4	2:59.955	0:14.463	1	0:49.394	0:40.733	0:44.847	0:44.981	20
21	45	Andri ÖUN Reinsalu Sport	EST Ford Fiesta	4	3:06.977	0:21.485	1	0:46.284	0:50.678	0:45.475	0:44.540	21
22	44	Valdur REINSALU Reinsalu Sport	EST Ford Fiesta	4	3:09.269	0:23.777	1	0:46.961	0:46.192	0:41.225	0:54.891	22
23	11	Petter SOLBERG PS 110% AB	NOR Citroën DS3	4	3:22.825	0:37.333	1	0:44.285	0:44.547	0:53.341	1:00.652	23
DNS	22	Mats LYSEN Mats Lysen	NOR Renault Clio	0	-	-	0	-	-	-	-	26

Total: 24 Drivers included: DNS: 1 , DNF: 0, EXC: 0

#10 Warning flag

Lånke (1019m)

Published at...	Clerk of the Course Geir TYSKEBERGET 	Timekeeper Péter MAJOSHÁZI 	
-----------------	---	---	---

Printed: 6/16/2013 10:55:20 AM