

Supercar

Doc. No. 12




Result of Heat 1 (and Grid for Heat 2)

Pos.	No.	Driver Competitor/Entrant	Nat.	Car	Laps	Total Tm Notice	Diff	JL	Lap1 Lap5	Lap2 Lap6	Lap3 Lap7	Lap4 Lap8	Pts.
1	11	Petter SOLBERG PS 110% AB	NOR	Citroën DS3	4	2:46.471	-	1	0:46.774	0:39.849	0:39.743	0:40.105	1
2	66	Andreas BAKKERUD Bakkerud Motorsport	NOR	Citroën DS3	4	2:47.727	0:01.256	1	0:42.576	0:40.292	0:40.330	0:44.529	2
3	25	Alexander HVAAL Citroën Hansen Motorsport	NOR	Citroën DS3	4	2:48.659	0:02.188	1	0:43.380	0:40.066	0:40.104	0:45.109	3
4	8	Peter HEDSTRÖM Peter Hedström	SWE	Skoda Fabia Mk2	4	2:49.040	0:02.569	1	0:47.868	0:40.571	0:40.205	0:40.396	4
5	1	Timur TIMERZYANOV Namus Hansen Motosport	RUS	Citroën DS3	4	2:50.399	0:03.928	1	0:48.176	0:40.847	0:40.735	0:40.641	5
6	60	Tommy RUSTAD Tommy Rustad	NOR	Volvo C30	4	2:50.761	0:04.290	1	0:44.759	0:40.614	0:40.155	0:45.233	6
7	92	Anton MARKLUND Anton Marklund	SWE	VW Polo T16	4	2:52.248	0:05.777	1	0:47.910	0:41.167	0:42.423	0:40.748	7
8	6	Davy JEANNEY Davy Jeanney	FRA	Citroën C4	4	2:53.333	0:06.862	1	0:48.314	0:41.215	0:42.556	0:41.248	8
9	10	Jussi-Petteri LEPPihalme Pekka Leppihalme	FIN	Ford Focus Mk2	4	2:53.957	0:07.486	1	0:48.040	0:40.694	0:41.085	0:44.138	9
10	15	Tord LINNERUD Tord Linnerud	NOR	Renault Clio	4	2:54.252	0:07.781	1	0:50.676	0:40.894	0:41.287	0:41.395	10
11	3	Daniel HOLTEN Daniel Holten	NOR	Volvo C30	4	2:54.746	0:08.275	1	0:49.325	0:41.547	0:42.278	0:41.596	11
12	14	Morten BERMINGRUD Morten Bermingrud	NOR	Citroën C4	4	2:54.761	0:08.290	1	0:44.882	0:41.755	0:45.775	0:42.349	12
13	88	Henning SOLBERG Henning Solberg Motorsport	NOR	Saab 93	4	2:55.362	0:08.891	1	0:48.977	0:41.285	0:42.325	0:42.775	13
14	21	Timmy HANSEN Citroën Hansen Motorsport	SWE	Citroën DS3	4	2:55.558	0:09.087	1	0:49.885	0:42.230	0:41.454	0:41.989	14
15	59	Tore KRISTOFFERSEN Tore Kristoffersen	NOR	Ford Fiesta	4	2:55.687	0:09.216	1	0:49.781	0:41.044	0:42.078	0:42.784	15
16	26	Andy SCOTT Albatec Racing Ltd	GBR	Peugeot 208	4	2:55.707	0:09.236	1	0:50.493	0:41.390	0:41.386	0:42.438	16
17	7	Knut Ove BØRSETH Knut Ove Børseth	NOR	Ford Focus Mk2	4	2:55.813	0:09.342	1	0:50.655	0:41.010	0:41.094	0:43.054	17
18	5	Stig-Olov WALFRIDSON Helmia Motorsport	SWE	Renault Clio III	4	2:56.461	0:09.990	1	0:44.168	0:44.553	0:41.264	0:46.476	18
19	22	Mats LYSEN Mats Lysen	NOR	Renault Clio	4	2:56.593	0:10.122	1	0:44.817	0:40.451	0:47.839	0:43.486	19
20	33	Liam DORAN Liam Doran	GBR	Citroën DS3	4	2:45.068 0:30.000	0:28.597	0	0:43.507	0:40.408	0:40.257	0:40.896	20
21	54	Jos JANSEN Jos Jansen	BEL	Ford Focus Mk3	4	3:31.925	0:45.454	1	0:54.282	0:51.861	0:44.576	1:01.206	21
DNF	55	Stein Egil JENSSEN Stein Egil Jenssen	NOR	Ford Focus	0	-	+4 LAP	0	-	-	-	-	25
DNF	45	Andri ÖUN Reinsalu Sport	EST	Ford Fiesta	3	-	+1 LAP	1	0:52.811	0:43.475	0:50.071	-	25
DNF	44	Valdur REINSALU Reinsalu Sport	EST	Ford Fiesta	1	-	+3 LAP	1	0:48.267	-	-	-	25

Total: 24 Drivers included: DNS: 24 , DNF: 0, EXC: 0

#33 No Joker LAP

Lånke (1019m)

Published at...	Clerk of the Course Geir TYSKEBERGET		Timekeeper Péter MAJOSHÁZI		
-----------------	---	---	-------------------------------	---	---

Printed: 6/15/2013 3:09:28 PM