

Supercar

SC - 12

Result after Q 3




Pos.	No.	Driver Competitor/Entrant	Nat. Car Ch.	Q1	Q2	Q3	Q4	Q Sum	Int. Pt.	SF1	SF2	Final	Ch. Pt.	Ch Sum
1	3	Johan KRISTOFFERSSON PSRX Volkswagen Sweden	SWE Volkswagen Polo GTI	45 (2.) 2:51.307	35 (9.) 3:01.704	50 (1.) 2:52.096		130						
2	21	Timmy HANSEN Team Peugeot-Hansen	SWE Peugeot 208	50 (1.) 2:51.008	30 (14.) 3:10.599	42 (3.) 2:53.525		122						
3	1	Mattias EKSTRÖM EKS	SWE Audi S1	36 (8.) 2:53.305	34 (10.) 3:02.278	45 (2.) 2:53.480		115						
4	43	Ken BLOCK Hoonigan Racing Division	USA Ford Focus RS	39 (5.) 2:52.023	45 (2.) 2:56.821	30 (14.) 2:57.790		114						
5	13	Andreas BAKKERUD Hoonigan Racing Division	NOR Ford Focus RS	40 (4.) 2:51.984	39 (5.) 2:58.054	33 (11.) 2:57.440		112						
6	11	Petter SOLBERG PSRX Volkswagen Sweden	NOR Volkswagen Polo GTI	42 (3.) 2:51.424	29 (15.) 3:13.050	39 (5.) 2:54.232		110						
7	6	Janis BAUMANIS Team Stard	LVA Ford Fiesta	32 (12.) 2:54.796	50 (1.) 2:56.602	28 (16.) 2:59.119		110						
8	44	Timo SCHEIDER MJP Racing Team Austria	DEU Ford Fiesta	38 (6.) 2:52.630	33 (11.) 3:03.223	38 (6.) 2:55.434		109						
9	9	Sébastien LOEB Team Peugeot-Hansen	FRA Peugeot 208	37 (7.) 2:53.203	26 (18.) 3:15.271	40 (4.) 2:53.673		103						
10	71	Kevin HANSEN Team Peugeot-Hansen	SWE Peugeot 208	30 (14.) 2:55.618	42 (3.) 2:57.422	29 (15.) 2:58.107		101						
11	7	Timur TIMERZYANOV Team Stard	RUS Ford Fiesta	35 (9.) 2:54.026	28 (16.) 3:13.126	37 (7.) 2:56.066		100						
12	57	Toomas HEIKKINEN EKS	FIN Audi S1	33 (11.) 2:54.702	40 (4.) 2:57.961	27 (17.) 2:59.548		100						
13	98	Oliver ERIKSSON Olsbergs MSE	SWE Ford Fiesta	28 (16.) 2:57.148	36 (8.) 3:01.575	34 (10.) 2:56.889		98						
14	96	Kevin ERIKSSON MJP Racing Team Austria	SWE Ford Fiesta	34 (10.) 2:54.379	27 (17.) 3:14.628	36 (8.) 2:56.636		97						
15	87	Jean-Baptiste DUBOURG DA Racing	FRA Peugeot 208	27 (17.) 2:57.504	37 (7.) 2:59.059	32 (12.) 2:57.724		96						
16	68	Niclas GRÖNHOLM GRX	FIN Ford Fiesta	29 (15.) 2:56.462	32 (12.) 3:03.784	31 (13.) 2:57.747		92						
17	15	Reinis NITISS EKS	LVA Audi S1	31 (13.) 2:55.239	24 (20.) 3:18.445	35 (9.) 2:56.664		90						
18	77	René MUENNICH ALL-INKL.COM Muennich Motorsport	DEU Seat Ibiza	23 (21.) 3:17.028	38 (6.) 2:58.830	26 (18.) 3:01.424		87						
19	66	Grégoire DEMOUSTIER DA Racing	BEL Peugeot 208	25 (19.) 2:59.903	31 (13.) 3:03.950	23 (21.) 3:03.777		79						
20	59	Ashley HAIGH-SMITH Olsbergs MSE	ZAF Ford Fiesta	24 (20.) 3:08.904	25 (19.) 3:18.184	25 (19.) 3:01.661		74						
21	124	Mark CRONJE Albatec Racing Ltd	ZAF Peugeot 208	26 (18.) 2:59.044	21 (21.) DNF	24 (20.) 3:02.093		71						
22	10	"CSUCSU" Speedy Motorsport	HUN Kia Rio	0 (22.) DNS	0 (22.) DNS	0 (22.) DNS		0						

22 drivers

-
-

These results are provisional until the conclusion of any judicial and technical inquiries.

Killarney International Circuit (1067m/1160m)

Published at...	Clerk of the Course	Timekeeper	
	Steve HARDING 	Peter MAJOSHAZI 	

Printed: 11/12/2017 10:34:49 AM

Page 1 of 1