

Supercar

SC - 04




Result of Q 1

Pos.	No.	Driver Competitor/Entrant	Nat./Car	Total Tm Laps/Jok/Race	Gap Penalty	Lap0	Lap1 S1   S2	Lap2 S1   S2	Lap3 S1   S2	Lap4 S1   S2	Pts.
1	11	Petter SOLBERG PSRX Volkswagen Sweden	NOR Volkswagen Polo GTI	<b>2:48.014</b> 4 / 1 R2	-	0:03.381	0:40.171 12.9   27.1	0:39.790 12.4   27.3	0:40.001 12.5   27.4	<u>0:44.671</u> 16.9   27.6	50
2	3	Johan KRISTOFFERSSON PSRX Volkswagen Sweden	SWE Volkswagen Polo GTI	<b>2:48.986</b> 4 / 1 R2	0:00.972 -	0:03.409	0:40.741 13.3   27.4	0:40.023 12.6   27.4	0:39.969 12.5   27.4	<u>0:44.844</u> 17.2   27.5	45
3	1	Mattias EKSTRÖM EKS	SWE Audi S1	<b>2:50.182</b> 4 / 1 R1	0:02.168 -	0:03.350	0:40.657 13.2   27.3	0:40.263 12.6   27.5	0:40.435 12.6   27.7	<u>0:45.477</u> 17.6   27.8	42
4	13	Andreas BAKKERUD Hoonigan Racing Division	NOR Ford Focus RS	<b>2:50.547</b> 4 / 1 R1	0:02.533 -	0:03.331	0:41.067 13.5   27.4	0:40.297 12.7   27.5	0:40.376 12.7   27.6	<u>0:45.476</u> 17.5   27.9	40
5	21	Timmy HANSEN Team Peugeot-Hansen	SWE Peugeot 208	<b>2:51.041</b> 4 / 1 R3	0:03.027 -	0:03.425	<u>0:45.147</u> 17.6   27.5	0:40.677 12.8   27.8	0:40.842 12.8   27.9	0:40.950 12.8   28.0	39
6	43	Ken BLOCK Hoonigan Racing Division	USA Ford Focus RS	<b>2:51.088</b> 4 / 1 R1	0:03.074 -	0:03.434	<u>0:45.366</u> 17.7   27.6	0:40.536 12.9   27.6	0:41.061 12.7   28.3	0:40.691 12.7   27.8	38
7	9	Sébastien LOEB Team Peugeot-Hansen	FRA Peugeot 208	<b>2:51.485</b> 4 / 1 R5	0:03.471 -	0:03.416	0:41.138 13.5   27.5	0:40.499 12.8   27.6	0:40.886 12.8   28.0	<u>0:45.546</u> 17.6   27.8	37
8	57	Toomas HEIKKINEN EKS	FIN Audi S1	<b>2:51.595</b> 4 / 1 R4	0:03.581 -	0:03.385	<u>0:45.422</u> 17.6   27.7	0:40.870 12.8   28.0	0:40.749 12.8   27.8	0:41.169 13.1   28.0	36
9	96	Kevin ERIKSSON MJP Racing Team Austria	SWE Ford Fiesta	<b>2:52.135</b> 4 / 1 R4	0:04.121 -	0:03.337	0:41.376 13.4   27.9	0:40.862 12.9   27.9	0:40.832 12.8   27.9	<u>0:45.728</u> 17.5   28.2	35
10	177	Andrew JORDAN MJP Racing Team Austria	GBR Ford Fiesta	<b>2:53.266</b> 4 / 1 R3	0:05.252 -	0:03.667	0:41.541 13.7   27.7	0:40.977 12.8   28.1	0:40.883 12.8   28.0	<u>0:46.198</u> 18.0   28.1	34
11	6	Janis BAUMANIS Team Stard	LVA Ford Fiesta	<b>2:53.449</b> 4 / 1 R4	0:05.435 -	0:03.544	0:41.671 13.7   27.9	0:40.971 13.0   27.9	0:41.172 12.8   28.2	<u>0:46.091</u> 17.9   28.1	33
12	7	Timur TIMERZYANOV Team Stard	RUS Ford Fiesta	<b>2:53.732</b> 4 / 1 R2	0:05.718 -	0:03.399	<u>0:45.767</u> 17.9   27.7	0:41.091 13.1   27.9	0:41.892 13.1   28.7	0:41.583 13.0   28.5	32
13	71	Kevin HANSEN Team Peugeot-Hansen	SWE Peugeot 208	<b>2:53.876</b> 4 / 1 R5	0:05.862 -	0:03.494	0:41.798 13.8   27.9	0:41.199 13.0   28.1	0:41.481 13.1   28.3	<u>0:45.904</u> 17.6   28.2	31
14	100	Guy WILKS Loco World RX Team	GBR Volkswagen Polo	<b>2:53.979</b> 4 / 1 R4	0:05.965 -	0:03.655	<u>0:46.220</u> 18.0   28.1	0:41.312 13.0   28.2	0:41.287 13.1   28.1	0:41.505 12.9   28.5	30
15	77	René MUENNICH ALL-INKL.COM Muennich Motorsport	DEU Citroën DS3	<b>2:55.227</b> 4 / 1 R2	0:07.213 -	0:03.629	<u>0:46.855</u> 18.4   28.3	0:41.596 13.2   28.3	0:41.573 13.1   28.4	0:41.574 13.2   28.3	29
16	87	Jean-Baptiste DUBOURG DA Racing	FRA Peugeot 208	<b>2:57.075</b> 4 / 1 R4	0:09.061 -	0:03.488	0:43.192 14.3   28.8	0:41.986 13.1   28.8	<u>0:46.304</u> 17.6   28.6	0:42.105 13.1   28.9	28
17	10	"CSUCSU" Speedy Motorsport	HUN Kia Rio	<b>2:59.371</b> 4 / 1 R2	0:11.357 -	0:03.498	0:42.778 13.9   28.8	0:42.343 13.4   28.9	0:43.198 13.7   29.4	<u>0:47.554</u> 18.3   29.2	27
18	69	Martin KACZMARSKI Martin Kaczmarek	POL Ford Fiesta	<b>2:59.745</b> 4 / 1 R5	0:11.731 -	0:03.538	<u>0:47.274</u> 18.1   29.1	0:43.633 14.2   29.3	0:42.870 13.6   29.2	0:42.430 13.5   28.8	26
19	66	Grégoire DEMOUSTIER DA Racing	BEL Peugeot 208	<b>3:00.320</b> 4 / 1 R5	0:12.306 -	0:03.494	0:43.233 14.5   28.6	<u>0:48.182</u> 18.7   29.4	0:42.875 13.5   29.3	0:42.536 13.4   29.0	25
20	2	Oliver O'DONOVAN Oliver O'Donovan	IRL Ford Fiesta	<b>3:00.381</b> 4 / 1 R3	0:12.367 -	0:03.456	0:42.934 13.9   28.9	0:42.423 13.5   28.9	<u>0:48.227</u> 18.7   29.4	0:43.341 13.7   29.6	24
21	49	"M.D.K." M.D.K	BEL Ford Fiesta	<b>3:00.877</b> 4 / 1 R3	0:12.863 -	0:03.436	<u>0:47.628</u> 18.6   29.0	0:42.717 13.4   29.2	0:42.974 13.6   29.3	0:44.122 13.6   30.4	23
22	42	Oliver BENNETT Oliver Bennett	GBR Ford Fiesta	<b>3:05.595</b> 4 / 1 R5	0:17.581 -	0:03.639	0:46.661 15.3   31.3	0:43.334 13.9   29.4	0:43.243 13.5   29.7	<u>0:48.718</u> 19.0   29.7	22
23	15	Reinis NITISS EKS Performance AB	LVA Audi S1	<b>2:47.955</b> 4 / 0 R3	0:29.941 0:30.000	0:03.375	0:41.171 13.2   27.9	0:41.015 12.7   28.2	0:40.968 12.8   28.1	0:41.426 12.8   28.6	21
DNF	68	Niclas GRÖNHOLM GRX	FIN Ford Fiesta	- 2 / 1 R1	+2 LAP -	0:03.457	<u>0:46.182</u> 18.1   27.9	0:41.107 12.9   28.1			19

#15 - No Joker Lap

These results are provisional until the conclusion of any judicial and technical inquiries.

Lydden Hill Race Circuit (1170m /1233m)

Published at...	Clerk of the Course Ian WATSON 	Timekeeper Peter MAJOSHAZI 	
-----------------	---	---	---

Printed: 5/27/2017 1:36:02 PM

Page 1 of 1