

TouringCar

Doc. No. 13




Result of Heat 2 (and Grid for Heat 3)

Pos.	No.	Driver Competitor/Entrant	Nat. Car	Laps	Total Tm Notice	JL	Lap1 Lap5	Lap2 Lap6	Lap3 Lap7	Lap4 Lap8	Pts.
1	4	Robin LARSSON Robin Larsson	SWE Skoda Fabia	4	3:14.006 -	1	0:53.535	0:46.386	0:45.556	0:48.529	1
2	73	Torleif LONA Torleif Lona	NOR Ford Fiesta	4	3:16.192 -	1	0:54.713	0:48.100	0:47.261	0:46.118	2
3	5	Koen PAUWELS Koen Pauwels	BEL Ford Fiesta	4	3:19.744 -	1	0:57.709	0:48.043	0:47.176	0:46.816	3
4	2	David NORDGAARD David Nordgaard	NOR Ford Focus RS	4	3:23.027 -	1	0:53.521	0:52.304	0:49.061	0:48.141	4
5	7	Roman CASTORAL Czech National Team	CZE Opel Astra	4	3:24.625 -	1	0:57.840	0:49.610	0:48.477	0:48.698	5
6	11	Derek TOHILL Derek Tohill	IRL Ford Fiesta	4	3:28.021 -	2	0:56.858	0:51.453	0:48.416	0:51.294	6

Total: 6 Drivers included: DNS: 0 , DNF: 0, EXC: 0

These results are provisional until the conclusion of any judicial and technical inquiries.

Montalegre (945m / 1050m)

Published at...	Clerk of the Course Antonio PUREZA 	Timekeeper Peter MAJOSHAZI 	
-----------------	---	---	---

Printed: 4/27/2013 3:33:16 PM

Page 1 of 1