

TouringCar

Doc. No. 14




Result of Heat 2 (and Grid for Heat 3)

Pos.	No.	Driver Competitor/Entrant	Nat. Car	Laps	Total Tm Notice	Diff	JL	Lap1 Lap5	Lap2 Lap6	Lap3 Lap7	Lap4 Lap8	Pts.
1	55	Lars Oivind ENERBERG Lars Oivind Enerberg	NOR Ford Fiesta	4	2:58.052	-	1	0:46.333	0:42.263	0:42.259	0:47.197	1
2	11	Derek TOHILL Derek Tohill	IRL Ford Fiesta	4	3:01.806	0:03.754	1	0:47.746	0:47.766	0:43.052	0:43.242	2
3	51	Ole HABJORG Ole Habjorg	NOR Opel Corsa	4	3:02.613	0:04.561	1	0:51.857	0:43.374	0:43.550	0:43.832	3
4	6	Daniel LUNDH Daniel Lundh	SWE Volvo C30	4	3:03.180	0:05.128	1	0:47.357	0:44.133	0:48.335	0:43.355	4
5	7	Roman CASTORAL Czech National Team	CZE Opel Astra	4	3:04.171	0:06.119	1	0:52.825	0:43.925	0:43.839	0:43.582	5
6	54	Christian SANDMO Christian Sandmo	NOR Citroën Xsara	4	3:04.973	0:06.921	1	0:48.736	0:48.451	0:43.848	0:43.938	6
7	52	Jan GABRIELSEN Jan Gabrielsen	NOR Mazda RX-8	4	3:05.029	0:06.977	1	0:52.423	0:44.278	0:43.990	0:44.338	7
8	5	Koen PAUWELS Koen Pauwels	BEL Ford Fiesta	4	3:06.177	0:08.125	1	0:53.425	0:44.669	0:43.913	0:44.170	8
9	3	Anders BRATEN Anders Braten	NOR Ford Fiesta	4	3:06.927	0:08.875	1	0:54.718	0:44.181	0:43.928	0:44.100	9
10	2	David NORDGAARD David Nordgaard	NOR Ford Focus RS	4	3:08.887	0:10.835	1	0:53.608	0:44.840	0:44.904	0:45.535	10
11	53	Cato ERGA Cato Erga	NOR Volvo C30	4	3:16.800	0:18.748	1	0:55.219	0:45.000	0:52.657	0:43.924	11
12	4	Robin LARSSON Robin Larsson	SWE Skoda Fabia	4	3:25.878	0:27.826	1	0:47.160	0:46.719	0:58.357	0:53.642	12
DNS	42	Roger ENLUND Roger Enlund	SWE Ford Fiesta	0	-	-	0	-	-	-	-	15

Total: 13 Drivers included: DNS: 1 , DNF: 0, EXC: 0

These results are provisional until the conclusion of any judicial and technical inquires.

Lånke (1019m)

Published at...	Clerk of the Course Geir TYSKEBERGET 	Timekeeper Péter MAJOSHÁZI 	
-----------------	---	---	---

Printed: 6/15/2013 3:35:46 PM

Page 1 of 1