

TouringCar

Doc. No. 10




Result of Heat 1 (and Grid for Heat 2)

Pos.	No.	Driver Competitor/Entrant	Nat. Car	Laps	Total Tm Notice	JL	Lap1 Lap5	Lap2 Lap6	Lap3 Lap7	Lap4 Lap8	Pts.
1	4	Robin LARSSON Robin Larsson	SWE Skoda Fabia	4	3:07.743 -	1	0:55.040	0:44.576	0:44.082	0:44.045	1
2	7	Roman CASTORAL Czech National Team	CZE Opel Astra	4	3:08.034 -	1	0:53.023	0:45.237	0:45.151	0:44.623	2
3	73	Torleif LONA Torleif Lona	NOR Ford Fiesta	4	3:08.326 -	1	0:49.983	0:48.845	0:45.121	0:44.377	3
4	2	David NORDGAARD David Nordgaard	NOR Ford Focus RS	4	3:08.891 -	1	0:52.882	0:45.122	0:44.736	0:46.151	4
5	5	Koen PAUWELS Koen Pauwels	BEL Ford Fiesta	4	3:10.582 -	1	0:56.454	0:44.365	0:44.372	0:45.391	5
DNF	11	Derek TOHILL Derek Tohill	IRL Ford Fiesta	3	- -	1	0:48.429	0:44.249	0:43.954		7

Total: 6 Drivers included: DNS: 0 , DNF: 1, EXC: 0

These results are provisional until the conclusion of any judicial and technical inquiries.

Montalegre (945m / 1050m)

Published at...	Clerk of the Course Antonio PUREZA 	Timekeeper Peter MAJOSHAZI 	
-----------------	---	---	---

Printed: 4/27/2013 1:57:24 PM

Page 1 of 1