

TouringCar

Doc. No. 10




Result of Heat 1 (and Grid for Heat 2)

| Pos. | No. | Driver<br>Competitor/Entrant                 | Nat. Car          | Laps | Total Tm<br>Notice | Diff     | JL | Lap1<br>Lap5 | Lap2<br>Lap6 | Lap3<br>Lap7 | Lap4<br>Lap8 | Pts. |
|------|-----|--|-------------------|------|--------------------|----------|----|--------------|--------------|--------------|--------------|------|
| 1    | 55  | Lars Oivind ENERBERG<br>Lars Oivind Enerberg | NOR Ford Fiesta   | 4    | 3:01.603           | -        | 1  | 0:51.518     | 0:44.250     | 0:42.699     | 0:43.136     | 1    |
| 2    | 4   | Robin LARSSON<br>Robin Larsson               | SWE Skoda Fabia   | 4    | 3:02.987           | 0:01.384 | 1  | 0:53.063     | 0:42.935     | 0:43.527     | 0:43.462     | 2    |
| 3    | 5   | Koen PAUWELS<br>Koen Pauwels                 | BEL Ford Fiesta   | 4    | 3:06.258           | 0:04.655 | 1  | 0:53.280     | 0:44.471     | 0:44.012     | 0:44.495     | 3    |
| 4    | 51  | Ole HABJORG<br>Ole Habjorg                   | NOR Opel Corsa    | 4    | 3:06.743           | 0:05.140 | 1  | 0:53.776     | 0:44.335     | 0:44.495     | 0:44.137     | 4    |
| 5    | 54  | Christian SANDMO<br>Christian Sandmo         | NOR Citroën Xsara | 4    | 3:07.187           | 0:05.584 | 1  | 0:53.900     | 0:43.373     | 0:44.960     | 0:44.954     | 5    |
| 6    | 11  | Derek TOHILL<br>Derek Tohill                 | IRL Ford Fiesta   | 4    | 3:07.289           | 0:05.686 | 1  | 0:49.988     | 0:49.266     | 0:43.927     | 0:44.108     | 6    |
| 7    | 6   | Daniel LUNDH<br>Daniel Lundh                 | SWE Volvo C30     | 4    | 3:08.703           | 0:07.100 | 1  | 0:47.976     | 0:43.540     | 0:48.627     | 0:48.560     | 7    |
| 8    | 52  | Jan GABRIESEN<br>Jan Gabrielsen              | NOR Mazda RX-8    | 4    | 3:09.078           | 0:07.475 | 1  | 0:48.939     | 0:50.182     | 0:44.978     | 0:44.979     | 8    |
| 9    | 2   | David NORDGAARD<br>David Nordgaard           | NOR Ford Focus RS | 4    | 3:10.116           | 0:08.513 | 1  | 0:50.467     | 0:49.523     | 0:45.038     | 0:45.088     | 9    |
| 10   | 7   | Roman CASTORAL<br>Czech National Team        | CZE Opel Astra    | 4    | 3:10.150           | 0:08.547 | 1  | 0:49.756     | 0:50.033     | 0:45.626     | 0:44.735     | 10   |
| 11   | 3   | Anders BRATEN<br>Anders Braten               | NOR Ford Fiesta   | 4    | 3:32.155           | 0:30.552 | 1  | 0:49.701     | 0:52.931     | 0:56.680     | 0:52.843     | 11   |
| DNF  | 53  | Cato ERGA<br>Cato Erga                       | NOR Volvo C30     | 2    | -                  | +2 LAP   | 0  | 0:50.396     | 1:17.560     |              |              | 14   |
| DNF  | 42  | Roger ENLUND<br>Roger Enlund                 | SWE Ford Fiesta   | 1    | -                  | +3 LAP   | 0  | 0:59.767     |              |              |              | 14   |

Total: 13 Drivers included: DNS: 0 , DNF: 2, EXC: 0

These results are provisional until the conclusion of any judicial and technical inquires.

Lånke ( 1019m)

|                 |   |   |   |
|-----------------|---|---|---|
| Published at... | Clerk of the Course<br>Geir TYSKEBERGET  | Timekeeper<br>Péter MAJOSHÁZI  |  |
|-----------------|---|---|---|

Printed: 6/15/2013 2:29:37 PM

Page 1 of 1