

Supercar


Doc. No. 43

Result of Heat 4

Pos.	No.	Driver Competitor/Entrant	Nat. Car	Laps	Total Tm Notice	Diff	JL	Lap1 Lap5	Lap2 Lap6	Lap3 Lap7	Lap4 Lap8	Pts.
1	21	Timmy HANSEN Citroën Hansen Motorsport	SWE Citroën DS3	4	2:51.576	-	1	0:45.840	0:41.059	0:41.343	0:43.334	1
2	11	Petter SOLBERG PS 110% AB	NOR Citroën DS3	4	2:53.520	0:01.944	1	0:46.509	0:41.779	0:41.751	0:43.481	2
3	92	Anton MARKLUND Anton Marklund	SWE VW Polo T16	4	2:56.866	0:05.290	1	0:48.423	0:43.907	0:42.206	0:42.330	3
4	52	Aki KARTTUNEN Aki Karttunen	FIN Skoda Fabia	4	2:58.420	0:06.844	1	0:47.244	0:42.637	0:44.630	0:43.909	4
5	50	Atro MÄÄTTÄ Atro Määttä	FIN Ford Focus	4	3:01.080	0:09.504	1	0:48.699	0:44.188	0:43.098	0:45.095	5
6	22	Mats LYSEN Mats Lysen	NOR Renault Clio	4	3:01.749	0:10.173	1	0:50.396	0:45.301	0:43.554	0:42.498	6
7	53	Toni LUKANDER Eklund Motorsport	FIN Saab 93	4	3:02.504	0:10.928	1	0:51.072	0:43.653	0:43.233	0:44.546	7
8	45	Andri ÖUN Reinsalu Sport	EST Ford Fiesta	4	3:06.895	0:15.319	1	0:50.925	0:45.000	0:46.848	0:44.122	8
9	58	Pekka MUSTAKALLIO Pekka Mustakallio	FIN Mitsubishi Lancer	4	3:07.572	0:15.996	1	0:54.048	0:44.030	0:44.763	0:44.731	9
10	54	Jos JANSEN Jos Jansen	BEL Ford Focus Mk3	4	3:07.710	0:16.134	1	0:50.566	0:45.102	0:46.585	0:45.457	10
11	38	Brian DEEGAN Olsbergs MSE AB	USA Ford Fiesta	4	3:07.740	0:16.164	1	0:50.904	0:45.435	0:44.664	0:46.737	11
12	57	Toomas HEIKKINEN Olsbergs MSE AB	FIN Ford Fiesta	4	3:09.493	0:17.917	1	0:51.463	0:46.429	0:45.541	0:46.060	12
13	5	Stig-Olov WALFRIDSON Helmia Motorsport	SWE Renault Clio III	4	3:11.105	0:19.529	1	0:52.810	0:46.499	0:46.113	0:45.683	13
14	6	Davy JEANNEY Davy Jeanney	FRA Citroën C4	4	3:11.657	0:20.081	1	0:53.475	0:46.835	0:45.465	0:45.882	14
15	7	Knut Ove BØRSETH Knut Ove Børseth	NOR Skoda Fabia Mk2	4	3:12.496	0:20.920	1	0:50.110	0:48.430	0:46.730	0:47.226	15
16	51	Ari PERKIÖMÄKI Ari Perkiömäki	FIN Ford Fiesta	4	3:15.334	0:23.758	1	0:53.157	0:47.956	0:47.306	0:46.915	16
17	66	Andreas BAKKERUD Bakkerud Motorsport	NOR Citroën DS3	4	3:15.793	0:24.217	1	0:55.913	0:46.777	0:46.360	0:46.743	17
18	44	Valdur REINSALU Reinsalu Sport	EST Ford Fiesta	4	3:18.492	0:26.916	1	1:02.149	0:46.276	0:44.896	0:45.171	18
19	34	Tanner FOUST Olsbergs MSE AB	USA Ford Fiesta	4	3:21.377	0:29.801	1	0:54.153	0:48.883	0:49.882	0:48.459	19
20	33	Liam DORAN Liam Doran	GBR Citroën DS3	4	3:21.433	0:29.857	1	0:55.040	0:50.161	0:48.109	0:48.123	20
21	25	Alexander HVAAL Citroën Hansen Motorsport	NOR Citroën DS3	4	3:22.075	0:30.499	1	0:56.850	0:47.727	0:49.579	0:47.919	21
22	1	Timur TIMERZYANOV Namus Hansen Motosport	RUS Citroën DS3	4	3:26.082	0:34.506	1	0:59.946	0:48.645	0:49.295	0:48.196	22
DNF	10	Jussi-Petteri LEPPihalme Pekka Leppihalme	FIN Ford Focus Mk2	1	-	+3 LAP	0	0:49.233	-	-	-	28
DNF	8	Peter HEDSTRÖM Peter Hedström	SWE Skoda Fabia Mk2	1	-	+3 LAP	0	0:46.909	-	-	-	28

These results are provisional until the conclusion of any judicial and technical inquiries.

Tykkimäki Kouvola ( 1060m/1120m )

Published at...	Clerk of the Course Jukka WESTERBACK		Timekeeper Péter MAJOSHÁZI		
-----------------	---	---	-------------------------------	---	---

Printed: 6/9/2013 11:59:45 AM

Page 1 of 2

Supercar

Doc. No. 43




Result of Heat 4

Pos.	No.	Driver Competitor/Entrant	Nat. Car	Laps	Total Tm Notice	Diff	JL	Lap1 Lap5	Lap2 Lap6	Lap3 Lap7	Lap4 Lap8	Pts.
DNF	48	Janne KANERVA Janne Kanerva	FIN Citroën C4	1	-	+3 LAP	0	0:50.528				28
DNS	26	Andy SCOTT Albatec Racing Ltd	GBR Peugeot 208	0	-	-	0					29
DNS	47	Silvo VIITANEN Silvo Viitanen	FIN Ford Fiesta	0	-	-	0					29

Total: 27 Drivers included: DNS: 2 , DNF: 3, EXC: 0

These results are provisional until the conclusion of any judicial and technical inquiries.

Tykkimäki Kouvola ( 1060m/1120m )

Published at...	Clerk of the Course Jukka WESTERBACK		Timekeeper Péter MAJOSHÁZI		
-----------------	---	---	-------------------------------	---	---

Printed: 6/9/2013 11:59:45 AM

Page 2 of 2