

Supercar




Doc. No. 17

Result of Heat 2 (and Grid for Heat 3)

Pos.	No.	Driver Competitor/Entrant	Nat. Car	Laps	Total Tm Notice	Diff	JL	Lap1 Lap5	Lap2 Lap6	Lap3 Lap7	Lap4 Lap8	Pts.
1	60	Tommy RUSTAD Tommy Rustad	NOR Volvo C30	4	3:06.742	-	1	0:48.323	0:45.403	0:44.931	0:48.085	1
2	66	Andreas BAKKERUD Bakkerud Motorsport	NOR Citroën DS3	4	3:06.815	0:00.073	1	0:48.622	0:45.042	0:45.114	0:48.037	2
3	6	Davy JEANNEY Davy Jeanney	FRA Citroën C4	4	3:07.394	0:00.652	1	0:52.914	0:44.794	0:44.805	0:44.881	3
4	62	Pontus TIDEMAND Kristoffersson Motorsport	SWE VW Scirocco	4	3:08.510	0:01.768	1	0:49.201	0:45.210	0:48.355	0:45.744	4
5	88	Henning SOLBERG Henning Solberg Motorsport	NOR Saab 93	4	3:09.109	0:02.367	1	0:53.479	0:45.343	0:45.290	0:44.997	5
6	1	Timur TIMERZYANOV Namus Hansen Motosport	RUS Citroën DS3	4	3:09.193	0:02.451	1	0:48.257	0:44.849	0:44.882	0:51.205	6
7	25	Alexander HVAAL Citroën Hansen Motorsport	NOR Citroën DS3	4	3:09.452	0:02.710	1	0:49.457	0:44.976	0:44.966	0:50.053	7
8	3	Daniel HOLTEN Daniel Holten	NOR Volvo C30	4	3:09.725	0:02.983	1	0:52.736	0:45.744	0:46.613	0:44.632	8
9	21	Timmy HANSEN Citroën Hansen Motorsport	SWE Citroën DS3	4	3:09.943	0:03.201	1	0:49.829	0:48.530	0:45.143	0:46.441	9
10	11	Petter SOLBERG PS 110% AB	NOR Citroën DS3	4	3:10.637	0:03.895	1	0:48.310	0:44.458	0:47.327	0:50.542	10
11	22	Mats LYSEN Mats Lysen	NOR Renault Clio	4	3:11.611	0:04.869	1	0:50.491	0:49.618	0:45.737	0:45.765	11
12	59	Tore KRISTOFFERSEN Tore Kristoffersen	NOR Ford Fiesta	4	3:11.692	0:04.950	1	0:52.865	0:46.241	0:46.293	0:46.293	12
13	14	Morten BERMINGRUD Morten Bermingrud	NOR Citroën C4	4	3:11.768	0:05.026	1	0:53.431	0:45.979	0:45.732	0:46.626	13
14	53	Toni LUKANDER Eklund Motorsport	FIN Saab 93	4	3:11.916	0:05.174	1	0:49.488	0:46.504	0:48.799	0:47.125	14
15	61	Johan KRISTOFFERSSON Kristoffersson Motorsport	SWE VW Scirocco	4	3:12.108	0:05.366	1	0:55.341	0:46.158	0:44.911	0:45.698	15
16	7	Knut Ove BØRSETH Knut Ove Børseth	NOR Ford Focus Mk2	4	3:13.021	0:06.279	1	0:53.062	0:45.607	0:45.655	0:48.697	16
17	55	Stein Egil JENSEN Stein Egil Jenssen	NOR Ford Focus	4	3:14.806	0:08.064	1	0:49.719	0:46.817	0:49.986	0:48.284	17
18	8	Peter HEDSTRÖM Peter Hedström	SWE Skoda Fabia Mk2	4	3:15.113	0:08.371	1	0:51.521	0:48.970	0:46.411	0:48.211	18
19	54	Jos JANSEN Jos Jansen	BEL Ford Focus Mk3	4	3:16.593	0:09.851	1	0:54.463	0:47.702	0:47.656	0:46.772	19
20	18	Patrick SANDELL Olsbergs MSE AB	SWE Citroën DS3	4	3:18.667	0:11.925	1	0:52.452	0:50.959	0:47.764	0:47.492	20
21	47	Silvo VIITANEN Silvo Viitanen	FIN Ford Fiesta	4	3:18.737	0:11.995	1	0:51.185	0:48.110	0:51.499	0:47.943	21
22	44	Valdur REINSALU Reinsalu Sport	EST Ford Fiesta	4	3:23.192	0:16.450	1	0:53.513	0:48.794	0:52.158	0:48.727	22
23	10	Jussi-Petteri LEPPihalme Pekka Leppihalme	FIN Ford Focus Mk2	4	3:25.153	0:18.411	1	0:50.053	0:45.608	0:45.391	1:04.101	23
24	67	Frank VALLE Frank Valle	NOR Ford Fiesta	4	3:25.915	0:19.173	1	0:55.999	0:56.747	0:47.076	0:46.093	24

These results are provisional until the conclusion of any judicial and technical inquiries.

Höljesbanan(1210 m)

Published at...	Clerk of the Course Morgan ÖSTLUND 	Timekeeper Péter MAJOSHÁZI 	
-----------------	---	---	---

Printed: 7/6/2013 5:52:42 PM

Page 1 of 2

Supercar

Doc. No. 17

Result of Heat 2 (and Grid for Heat 3)




Pos.	No.	Driver Competitor/Entrant	Nat. Car	Laps	Total Tm Notice	Diff	JL	Lap1 Lap5	Lap2 Lap6	Lap3 Lap7	Lap4 Lap8	Pts.
25	45	Andri ÖUN Reinsalu Sport	EST Ford Fiesta	4	3:27.224	0:20.482	1	0:56.215	0:49.508	0:48.449	0:53.052	25
26	26	Andy SCOTT Albatec Racing Ltd	GBR Peugeot 208	4	3:39.150	0:32.408	1	0:55.238	0:54.039	0:51.988	0:57.885	26
27	68	Mattias EKSTRÖM Marklund Motorsport	SWE VW Polo T16	4	3:41.046	0:34.304	1	0:51.622	0:59.825	0:55.948	0:53.651	27
DNF	63	Mikael THIMAN Olsbergs MSE AB	SWE Ford Fiesta	2	-	+2 LAP	1	0:49.024	0:47.791	-	-	36
DNF	64	Henning NYBERG Henning Nyberg	NOR Renault Clio	2	-	+2 LAP	1	0:52.496	0:45.508	-	-	36
DNF	50	Atro MÄÄTTÄ Atro Määttä	FIN Ford Focus	3	-	+1 LAP	1	0:49.616	0:46.509	0:48.982	-	36
DNF	92	Anton MARKLUND Anton Marklund	SWE VW Polo T16	1	-	+3 LAP	1	0:53.458	-	-	-	36
DNS	5	Stig-Olov WALFRIDSON Helmia Motorsport	SWE Renault Clio III	0	-	-	0	-	-	-	-	37
DNS	65	Dennis RØMER Team Rømer	DNK Seat Cordoba WRC	0	-	-	0	-	-	-	-	37
DNS	49	Mats ÖHMAN Mats Öhman	SWE Volvo S40	0	-	-	0	-	-	-	-	37
DNS	33	Liam DORAN Liam Doran	GBR Citroën DS3	0	-	-	0	-	-	-	-	37

Total: 35 Drivers included: DNS: 4 , DNF: 4, EXC: 0

#10 warning flag

These results are provisional until the conclusion of any judicial and technical inquires.

Höljesbanan(1210 m)

Published at...	Clerk of the Course Morgan ÖSTLUND 	Timekeeper Péter MAJOSHÁZI 	
-----------------	---	---	---

Printed: 7/6/2013 5:52:42 PM

Page 2 of 2