

Supercar

Doc. No. 18




Result of Heat 2 (and Grid for Heat 3)

Pos.	No.	Driver Competitor/Entrant	Nat.	Car	Laps	Total Tm Notice	Diff	JL	Lap1 Lap5	Lap2 Lap6	Lap3 Lap7	Lap4 Lap8	Pts.
1	11	Petter SOLBERG PS 110% AB	NOR	Citroën DS3	4	2:46.620	-	1	0:43.483	0:40.069	0:39.688	0:43.380	1
2	33	Liam DORAN Liam Doran	GBR	Citroën DS3	4	2:47.919	0:01.299	1	0:46.998	0:39.916	0:40.568	0:40.437	2
3	1	Timur TIMERZYANOV Namus Hansen Motosport	RUS	Citroën DS3	4	2:48.646	0:02.026	1	0:44.317	0:39.925	0:39.854	0:44.550	3
4	66	Andreas BAKKERUD Bakkerud Motorsport	NOR	Citroën DS3	4	2:49.290	0:02.670	1	0:47.484	0:40.684	0:39.913	0:41.209	4
5	7	Knut Ove BØRSETH Knut Ove Børseth	NOR	Ford Focus Mk2	4	2:50.438	0:03.818	1	0:43.736	0:40.687	0:40.718	0:45.297	5
6	5	Stig-Olov WALFRIDSON Helmia Motorsport	SWE	Renault Clio III	4	2:51.057	0:04.437	1	0:48.065	0:40.585	0:40.724	0:41.683	6
7	92	Anton MARKLUND Anton Marklund	SWE	VW Polo T16	4	2:51.217	0:04.597	1	0:48.321	0:40.732	0:40.868	0:41.296	7
8	60	Tommy RUSTAD Tommy Rustad	NOR	Volvo C30	4	2:51.596	0:04.976	1	0:43.435	0:40.029	0:40.993	0:47.139	8
9	6	Davy JEANNEY Davy Jeanney	FRA	Citroën C4	4	2:51.856	0:05.236	1	0:44.138	0:45.405	0:40.640	0:41.673	9
10	10	Jussi-Petteri LEPPihalme Pekka Leppihalme	FIN	Ford Focus Mk2	4	2:52.627	0:06.007	1	0:49.793	0:40.821	0:40.826	0:41.187	10
11	59	Tore KRISTOFFERSEN Tore Kristoffersen	NOR	Ford Fiesta	4	2:52.685	0:06.065	1	0:48.663	0:41.158	0:41.250	0:41.614	11
12	22	Mats LYSEN Mats Lysen	NOR	Renault Clio	4	2:53.503	0:06.883	1	0:48.866	0:40.958	0:41.286	0:42.393	12
13	15	Tord LINNERUD Tord Linnerud	NOR	Renault Clio	4	2:53.554	0:06.934	1	0:49.141	0:42.444	0:40.773	0:41.196	13
14	26	Andy SCOTT Albatec Racing Ltd	GBR	Peugeot 208	4	2:53.823	0:07.203	1	0:45.019	0:41.085	0:45.663	0:42.056	14
15	8	Peter HEDSTRÖM Peter Hedström	SWE	Skoda Fabia Mk2	4	2:54.345	0:07.725	1	0:49.053	0:41.116	0:40.841	0:43.335	15
16	3	Daniel HOLTEN Daniel Holten	NOR	Volvo C30	4	2:56.639	0:10.019	1	0:44.521	0:42.034	0:41.125	0:48.959	16
17	44	Valdur REINSALU Reinsalu Sport	EST	Ford Fiesta	4	2:57.006	0:10.386	1	0:45.946	0:46.345	0:41.995	0:42.720	17
18	14	Morten BERMINGRUD Morten Bermingrud	NOR	Citroën C4	4	3:00.338	0:13.718	1	0:49.684	0:41.284	0:42.313	0:47.057	18
19	21	Timmy HANSEN Citroën Hansen Motorsport	SWE	Citroën DS3	4	3:03.966	0:17.346	1	0:43.435	0:43.721	0:50.466	0:46.344	19
20	54	Jos JANSEN Jos Jansen	BEL	Ford Focus Mk3	4	3:06.399	0:19.779	1	0:54.868	0:44.224	0:43.626	0:43.681	20
21	88	Henning SOLBERG Henning Solberg Motorsport	NOR	Saab 93	4	3:11.077	0:24.457	1	0:49.964	0:46.705	0:45.798	0:48.610	21
DNF	25	Alexander HVAAL Citroën Hansen Motorsport	NOR	Citroën DS3	2	-	+2 LAP	0	0:45.708	2:30.666	-	-	25
DNF	55	Stein Egil JENSSEN Stein Egil Jenssen	NOR	Ford Focus	2	-	+2 LAP	1	0:44.562	0:42.368	-	-	25
DNF	45	Andri ÖUN Reinsalu Sport	EST	Ford Fiesta	3	-	+1 LAP	1	0:55.804	0:44.271	0:54.444	-	25

Total: 24 Drivers included: DNS: 0 , DNF: 3, EXC: 0

#45, #54, #5, #66 Warning flag

Lånke (1019m)

Published at...	Clerk of the Course Geir TYSKEBERGET 	Timekeeper Péter MAJOSHÁZI 	
-----------------	---	---	---

Printed: 6/15/2013 4:14:35 PM