

Supercar




Doc. No. 12

Result of Heat 1 (and Grid for Heat 2)

Pos.	No.	Driver Competitor/Entrant	Nat. Car	Laps	Total Tm Notice	Diff	JL	Lap1 Lap5	Lap2 Lap6	Lap3 Lap7	Lap4 Lap8	Pts.
1	11	Petter SOLBERG PS 110% AB	NOR Citroën DS3	4	3:04.502	-	1	0:47.771	0:44.534	0:43.954	0:48.243	1
2	6	Davy JEANNEY Davy Jeanney	FRA Citroën C4	4	3:05.535	0:01.033	1	0:48.297	0:47.477	0:45.015	0:44.746	2
3	21	Timmy HANSEN Citroën Hansen Motorsport	SWE Citroën DS3	4	3:05.653	0:01.151	1	0:48.222	0:45.466	0:44.843	0:47.122	3
4	18	Patrick SANDELL Olsbergs MSE AB	SWE Citroën DS3	4	3:06.687	0:02.185	1	0:49.291	0:45.171	0:47.383	0:44.842	4
5	25	Alexander HVAAL Citroën Hansen Motorsport	NOR Citroën DS3	4	3:06.958	0:02.456	1	0:52.775	0:45.074	0:44.647	0:44.462	5
6	5	Stig-Olov WALFRIDSON Helmia Motorsport	SWE Renault Clio III	4	3:07.916	0:03.414	1	0:48.967	0:45.655	0:47.960	0:45.334	6
7	68	Mattias EKSTRÖM Marklund Motorsport	SWE VW Polo T16	4	3:08.118	0:03.616	1	0:49.690	0:45.432	0:47.843	0:45.153	7
8	66	Andreas BAKKERUD Bakkerud Motorsport	NOR Citroën DS3	4	3:08.121	0:03.619	1	0:49.556	0:45.433	0:45.250	0:47.882	8
9	63	Mikael THIMAN Olsbergs MSE AB	SWE Ford Fiesta	4	3:08.650	0:04.148	1	0:49.819	0:48.147	0:45.443	0:45.241	9
10	88	Henning SOLBERG Henning Solberg Motorsport	NOR Saab 93	4	3:09.308	0:04.806	1	0:52.706	0:45.699	0:45.493	0:45.410	10
11	64	Henning NYBERG Henning Nyberg	NOR Renault Clio	4	3:09.474	0:04.972	1	0:49.464	0:48.875	0:45.746	0:45.389	11
12	22	Mats LYSEN Mats Lysen	NOR Renault Clio	4	3:09.893	0:05.391	1	0:53.524	0:45.921	0:44.928	0:45.520	12
13	10	Jussi-Petteri LEPPihalme Pekka Leppihalme	FIN Ford Focus Mk2	4	3:10.288	0:05.786	1	0:49.316	0:46.099	0:45.970	0:48.903	13
14	3	Daniel HOLTEN Daniel Holten	NOR Volvo C30	4	3:10.386	0:05.884	1	0:51.121	0:48.930	0:45.181	0:45.154	14
15	50	Atro MÄÄTTÄ Atro Määttä	FIN Ford Focus	4	3:11.070	0:06.568	1	0:48.840	0:46.133	0:46.504	0:49.593	15
16	7	Knut Ove BØRSETH Knut Ove Børseth	NOR Ford Focus Mk2	4	3:11.275	0:06.773	1	0:52.324	0:46.691	0:46.553	0:45.707	16
17	53	Toni LUKANDER Eklund Motorsport	FIN Saab 93	4	3:11.371	0:06.869	1	0:53.711	0:46.287	0:45.831	0:45.542	17
18	14	Morten BERMINGRUD Morten Bermingrud	NOR Citroën C4	4	3:11.916	0:07.414	1	0:54.253	0:46.207	0:45.604	0:45.852	18
19	61	Johan KRISTOFFERSSON Kristoffersson Motorsport	SWE VW Scirocco	4	3:11.930	0:07.428	1	0:48.587	0:46.812	0:46.718	0:49.813	19
20	26	Andy SCOTT Albatec Racing Ltd	GBR Peugeot 208	4	3:15.418	0:10.916	1	0:51.811	0:46.832	0:46.774	0:50.001	20
21	55	Stein Egil JENSEN Stein Egil Jenssen	NOR Ford Focus	4	3:17.381	0:12.879	1	0:52.345	0:51.265	0:46.829	0:46.942	21
22	54	Jos JANSEN Jos Jansen	BEL Ford Focus Mk3	4	3:18.791	0:14.289	1	0:52.273	0:47.928	0:47.336	0:51.254	22
23	47	Silvo VIITANEN Silvo Viitanen	FIN Ford Fiesta	4	3:20.726	0:16.224	1	0:54.309	0:49.611	0:48.741	0:48.065	23
24	8	Peter HEDSTRÖM Peter Hedström	SWE Skoda Fabia Mk2	4	3:24.173	0:19.671	1	0:55.787	0:51.173	0:49.166	0:48.047	24

These results are provisional until the conclusion of any judicial and technical inquires.

Höljesbanan(1210 m)

Published at...	Clerk of the Course Morgan ÖSTLUND 	Timekeeper Péter MAJOSHÁZI 	
-----------------	---	---	---

Printed: 7/6/2013 3:55:08 PM

Page 1 of 2

Supercar

Doc. No. 12

Result of Heat 1 (and Grid for Heat 2)




Pos.	No.	Driver Competitor/Entrant	Nat. Car	Laps	Total Tm Notice	Diff	JL	Lap1 Lap5	Lap2 Lap6	Lap3 Lap7	Lap4 Lap8	Pts.
25	45	Andri ÖUN Reinsalu Sport	EST Ford Fiesta	4	3:24.202	0:19.700	1	0:57.131	0:49.600	0:49.325	0:48.146	25
26	67	Frank VALLE Frank Valle	NOR Ford Fiesta	4	3:25.548	0:21.046	1	0:53.557	0:49.349	0:54.733	0:47.909	26
27	44	Valdur REINSALU Reinsalu Sport	EST Ford Fiesta	4	3:25.601	0:21.099	1	0:54.117	0:47.634	0:52.890	0:50.960	27
28	92	Anton MARKLUND Anton Marklund	SWE VW Polo T16	4	3:31.262	0:26.760	1	0:54.411	0:47.069	0:52.639	0:57.143	28
29	60	Tommy RUSTAD Tommy Rustad	NOR Volvo C30	4	3:31.656	0:27.154	1	0:49.141	0:49.049	0:45.462	1:08.004	29
30	65	Dennis RØMER Team Rømer	DNK Seat Cordoba WRC	4	3:37.060	0:32.558	1	0:55.391	0:47.585	0:47.112	1:06.972	30
DNF	1	Timur TIMERZYANOV Namus Hansen Motosport	RUS Citroën DS3	1	-	+3 LAP	0	0:48.450				36
DNF	49	Mats ÖHMAN Mats Öhman	SWE Volvo S40	2	-	+2 LAP	1	0:50.084	0:46.367			36
DNF	59	Tore KRISTOFFERSEN Tore Kristoffersen	NOR Ford Fiesta	0	-	+4 LAP	1					36
DNF	33	Liam DORAN Liam Doran	GBR Citroën DS3	2	-	+2 LAP	1	0:52.943	0:45.789			36
EXC	62	Pontus TIDEMAND Kristoffersson Motorsport	SWE VW Scirocco	3	-	-	1	0:54.847	0:46.552	0:46.452		38

Total: 35 Drivers included: DNS: 0 , DNF: 4, EXC: 1

#59, #68 warning lap, #62 black flag

These results are provisional until the conclusion of any judicial and technical inquires.

Höljesbanan(1210 m)

Published at...	Clerk of the Course Morgan ÖSTLUND 	Timekeeper Péter MAJOSHÁZI 	
-----------------	---	---	---

Printed: 7/6/2013 3:55:08 PM

Page 2 of 2